

A LESSON ON LITTERBUGS:

People throw away a lot of trash and that's bad for the environment. Much of it is made up of old, used food packages and containers. If they aren't recycled or reused, they'll end up in a landfill.

Sometimes people carelessly throw their trash in ditches, lakes or streams. This pollutes the land and water where animals, plants and people live.

We can help the Earth by encouraging people not to litter and we can all try to be better about recycling any kind of containers we use. We can also tell folks about how glass containers can be recycled over and over again.


Every bit of a glass bottle or jar can be turned into another glass container which means it never has to end up in a landfill or as trash along the roadside! The more people recycle glass, the more cullet (recycled glass from bottles and jars) we can use to make new glass containers. All you have to do is look for recycling centers near your home.

Imagine someone coming into your house and throwing their trash in the living room! This is what people are doing to animals when they throw their trash in nature. Not only does it make the landscape look bad, but it can cause pollution, which is harmful to creatures who crawl, walk or swim nearby! Let's all be smart with trash; recycle what you can and keep the rest out of nature's living room!

You can learn more about helping the environment by watching the animations at www.CaptainCullet.com.



Help these glass containers find their way to the recycling bin!



Unscramble These Words

Littering in nature can cause: **LOPLUNTIO**

--	--	--	--	--	--	--	--	--	--

A **SALGS ARJ** can be recycled repeatedly.

--	--	--	--	--	--	--	--	--	--

Recycled glass from bottles & jars: **LETULC**

--	--	--	--	--	--

Learn more and have fun at:

www.captaincullet.com

Enjoy our animated adventures, online games and other fun stuff. You'll learn about why recycling glass containers is very important. Ask an adult if it's okay first!





Craft Time with the Little Gob o' Glass!

After you recycle glass containers, they are crushed into cullet and melted to make new glass bottles and jars. What's cool about that? The containers don't end up in landfills! Finding ways to reuse your glass bottles and jars is also a good idea, as long as they don't end up in the trash. Here's a fun thing to do with used jars:

GLASS PIGGY BANK

What you'll need:

- Big, tall or small, any size jar or bottle will work... as long as you can fit a quarter through the top!
Make sure you keep the lids too!
- A paint brush and craft paint that sticks to the jar, like acrylics from the craft store that clean up with water.
- Tape, scissors and pink construction paper.
- A parent or adult to help!



How to make the piggy bank:

1. Peel off the jar labels. Wash and dry the jar.
2. We're going to show you how to make a jar look like a pig. First, paint one half of the jar pink. Leaving the other half clear will let you see how many coins you have inside. You can also paint the lid.
3. Once the pink paint is dry, paint the eyes, nose and a smile as shown to the right.
4. Cut a strip of pink paper and roll it up tightly. Stretch it out so it looks like a tail and tape it near the bottom of the jar.
5. Now, cut two triangles and fold over the bottoms; this'll help you tape them down to the lid.

1



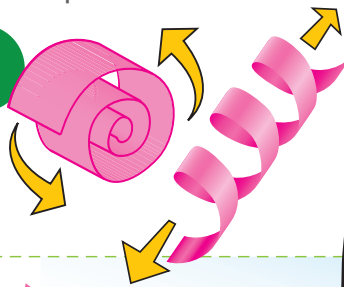
2




3



4



5



Thoughts: If you would like a coin slot in the lid, *ask an adult* to do this! Don't try it on your own. Or, simply unscrew the lid to drop the money in and screw it back on.