


# NOVEMBER

Issue 7 of Captain Cullet's Activity Time!



  
ArdaghGlassPackaging

## GIVING THANKS FOR GLASS CONTAINERS



In North America, people celebrate the harvest each year during the Fall. Harvesting is the gathering of crops when they're ripened. Examples of crops are grains, vegetables and fruits.

Thanksgiving is a holiday that began long ago when people celebrated their thankfulness

for the food that was harvested. This holiday would later become a time when people also showed their 'thanks' for just about anything: their family, their health, their safety, and other special things.

Captain Cullet and the Little Gob o' Glass celebrate this holiday by giving thanks for glass bottles and jars. Much of the food that was harvested during the first Thanksgiving is the same kinds of foods that people store in glass containers today. Peaches, olives, peppers, pickles, tomatoes, jellies, jams and so many more foods can be safely stored in jars just like people did hundreds of years ago!

It's really important that we eat food when it's fresh. Many foods and drinks can spoil if they sit outside too long after they've been picked from a tree, stalk, vine or the ground. Glass containers are used by companies who want their food products to stay fresh. They use glass bottles or jars so the food tastes just like it did the day it was picked, pickled, sliced or juiced. That way, when the companies send the food or drink products to the store, they stay clean and fresh.



When Captain Cullet sees a glass jar or bottle, he gives thanks for their great qualities. Li'l Gob is thankful that glass containers can be made into new glass containers! Can you list three things you're **THANKFUL** for?

1

2

3

## Help Unscramble These Words

Glass containers keep food **HERFS** inside.

A glass **TONCNIARE** keeps food pure.

When crops are ripe, people **TSHERAV** them.

Answers are at the bottom left of this page!

Learn more and have fun at:

[www.captaincullet.com](http://www.captaincullet.com)

Enjoy our animated adventures, online games and other fun stuff. You'll learn about why recycling glass containers is very important. Ask an adult if it's okay first!



Unscrambled words: FRESH, CONTAINER, and HARVEST.

©2022 Ardagh Glass Packaging

# NOVEMBER

## Craft Time with the Little Gob o' Glass!









  
ArdaghGlassPackaging

After you recycle glass containers, they are crushed into cullet and melted to make new glass bottles and jars. What's cool about that? The containers don't end up in landfills. But you know what? Finding ways to reuse your glass bottles and jars is also a good idea, as long as they don't get thrown in the trash!

## AUTUMN JAR CANDLE

### What you'll need:

-  An empty small glass jar. Baby food jars would be great. You won't need the lid.
-  Small votive candle or tea light.
-  Gold or red glitter.
-  Craft glue or white glue.
-  Red, orange & yellow tissue paper.
-  Scissors.



### How to make it:

-  1. Peel off the jar label and wash the jar.
-  2. Be sure to dry it off very well.
-  3. Wrap and glue the yellow tissue paper around the jar.
-  4. Cut leaf shapes out of the red and orange tissue paper. Cut out these leaf patterns to trace around if you want a little help.
-  5. Next, glue the leaves onto the yellow paper. It's okay if they overlap.
-  6. Using your glue, draw veins and stems, then sprinkle on glitter while the glue is still wet. You can also add other designs with glitter.
-  7. Now, you're ready to drop in the votive or tea light. Be sure to have an adult light the candle and tell them not to get the flame near the tissue paper!

